

LET'S SPEAK BO WEBINAR SERIES

BRINGING TOGETHER BO USERS & SPECIALISTS TO DISCUSS EVERYTHING BUSINESSOBJECTS

Adding HTML content into Webi Docs

Amy O'Neel – Infosol Senior Technical Consultant

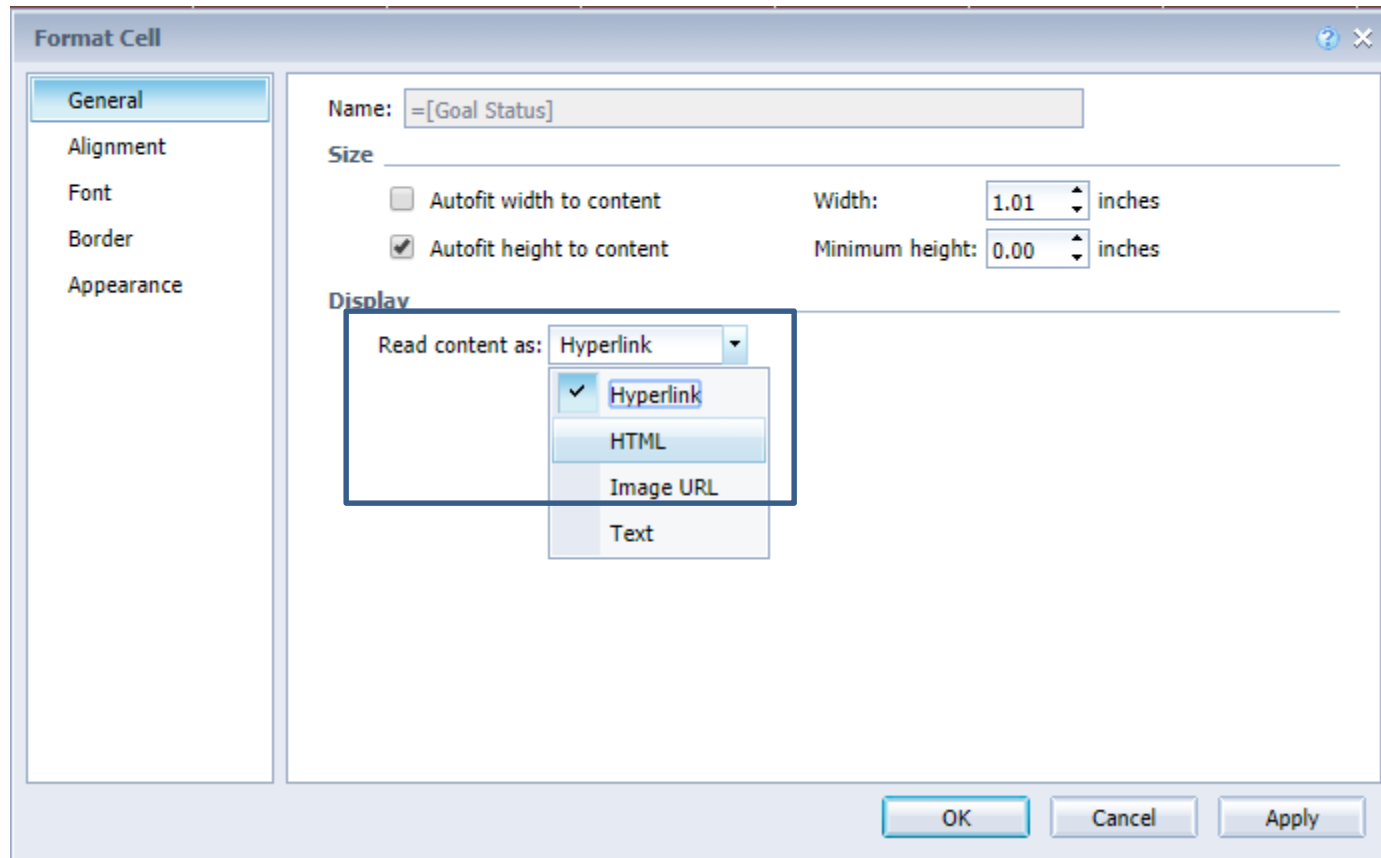


Adding HTML content into Webi Docs

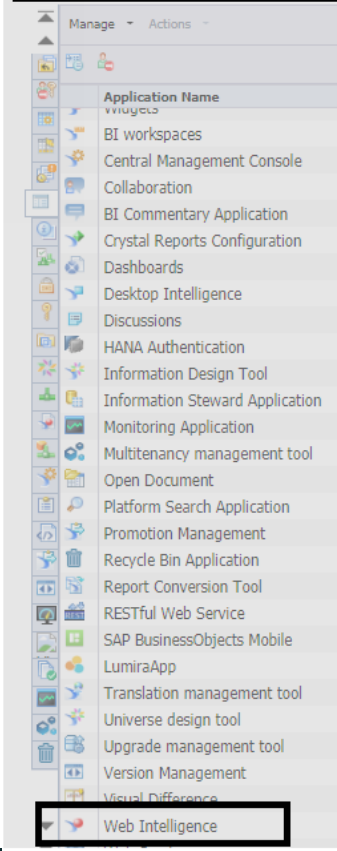
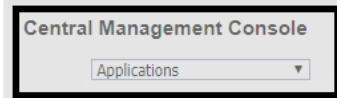
- **4.2 SP5** security controls of webi that limit html content
 - Add Marquees (scrolling cell content) Example
- Advanced security controls
 - Add iframes Example
- Adding images expanded
 - Transparent Male/Female Layer Example
- Scripts
 - Refresh every n seconds
- Set up Cascade Style Sheets in Webi
- Buttons and in-line styles
 - button class Example



Essentially....

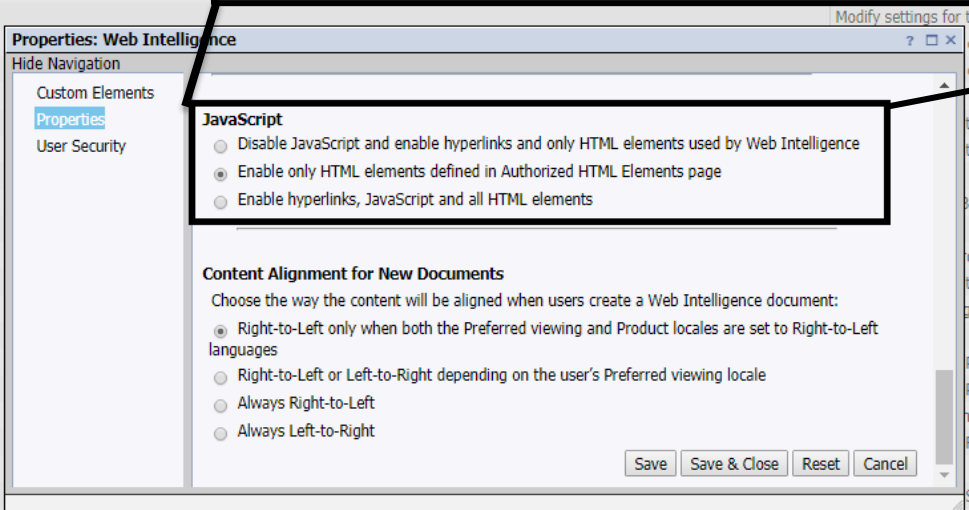


CMC – Applications: Web Intelligence - Properties



JavaScript

- Disable JavaScript and enable hyperlinks and only HTML elements used by Web Intelligence
- Enable only HTML elements defined in Authorized HTML Elements page
- Enable hyperlinks, JavaScript and all HTML elements



JavaScript

- Disable JavaScript and enable hyperlinks and only HTML elements used by Web Intelligence
- Enable only HTML elements defined in Authorized HTML Elements page
- Enable hyperlinks, JavaScript and all HTML elements

Content Alignment for New Documents

Choose the way the content will be aligned when users create a Web Intelligence document:

- Right-to-Left only when both the Preferred viewing and Product locales are set to Right-to-Left languages
- Right-to-Left or Left-to-Right depending on the user's Preferred viewing locale
- Always Right-to-Left
- Always Left-to-Right

Save Save & Close Reset Cancel



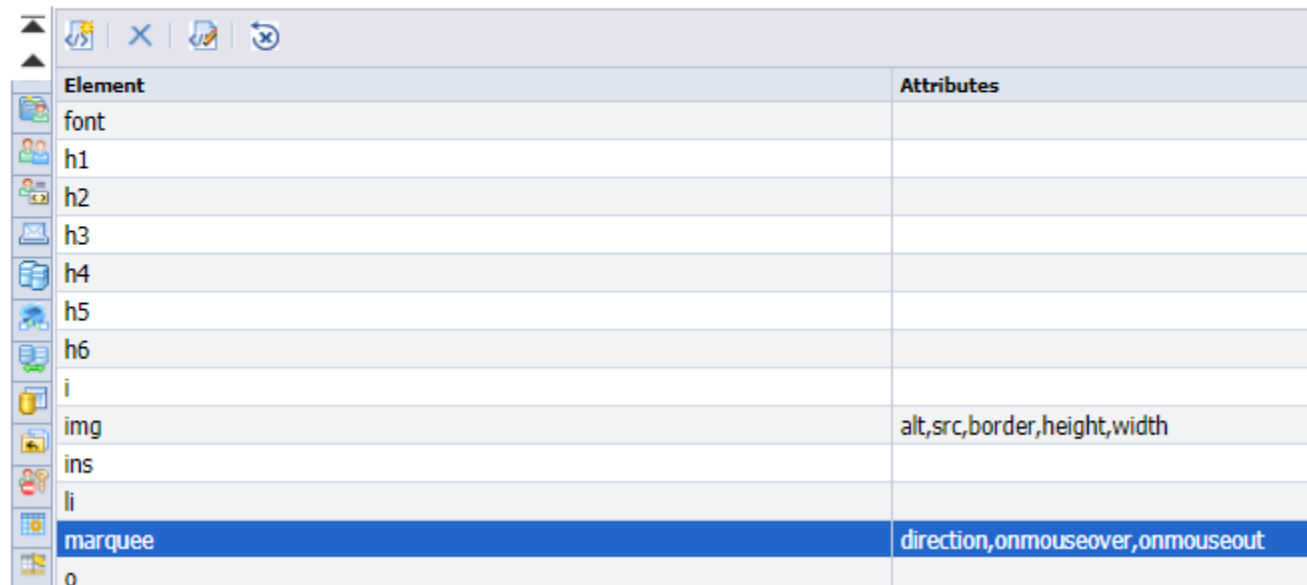
CMC – Authorized HTML Elements

JavaScript

- Disable JavaScript and enable hyperlinks and only HTML elements used by Web Intelligence
- Enable only HTML elements defined in Authorized HTML Elements page
- Enable hyperlinks, JavaScript and all HTML elements

Central Management Console

Authorized HTML Elements ▾



Element	Attributes
font	
h1	
h2	
h3	
h4	
h5	
h6	
i	
img	alt,src,border,height,width
ins	
li	
marquee	direction,onmouseover,onmouseout
o	

[Link to CMC for demo](#)



Apply attributes to all elements

- **Web Intelligence Transversal Security**
- Your selection here defines the rendering of cells with the Read content as HTML or Read content as Hyperlink in Web Intelligence documents:
- **Element Attributes**
 - * style,class, id
 - img src
 - link ref



Add Marquee Example



- Rolling Text – Ticker/Marquee
 - Revenue and Product Analysis Dashboard
- ***For Example (text scrolls):***
 - `"<marquee direction=left onmousedown=stop();onmouseup=start();>"+"Way to GO Arizona - Revenue exceeds expectations!! "+"</marquee>"`

[Link to Demo Report](#) [Link to CMC for demo](#)

Report Elements Formatting Data Access Analysis Page Setup

Tables Cell Section Comment Chart Custom Element Tools Position Linking Cell Beha

fx x ✓ `"<html><marquee direction=left onmouseover=this.stop();onmouseout=this.start();>"+"Me Myself and I"+"</html></marquee>"`

Revenue and Product Analysis Dashboard

Me Myself and I



CMC – Javascript and all elements

JavaScript

- Disable JavaScript and enable hyperlinks and only HTML elements used by Web Intelligence
- Enable only HTML elements defined in Authorized HTML Elements page
- Enable hyperlinks, JavaScript and all HTML elements

- Necessary for iframe or scripts



Add iFrame Example

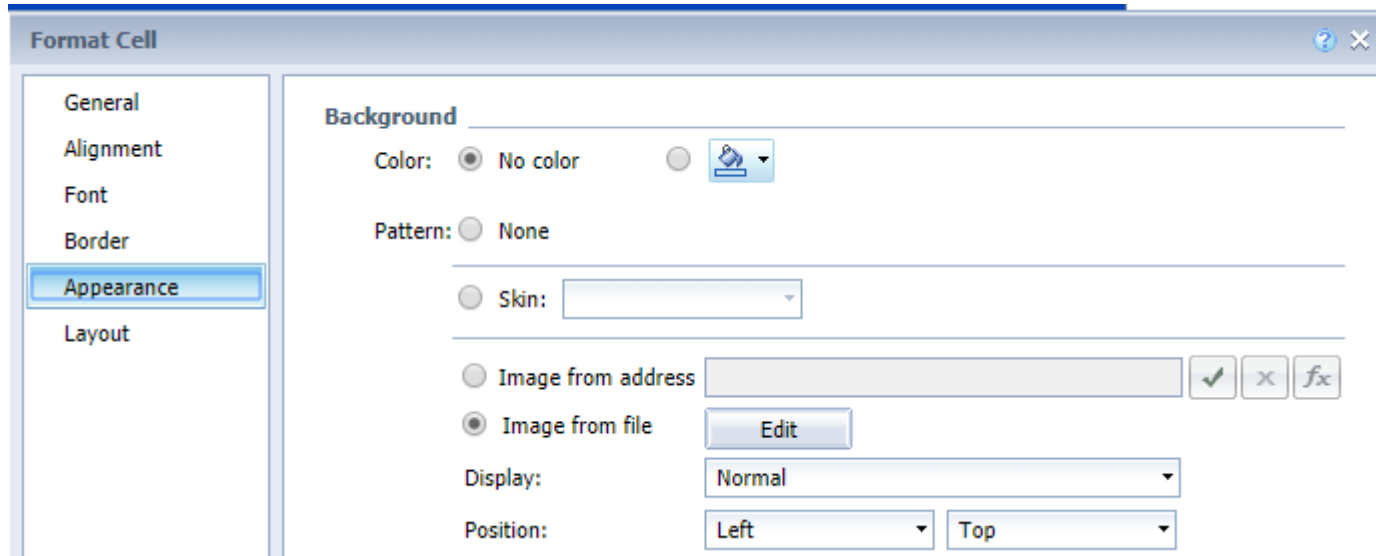


- Insert iFrame of another webpage
- [Link to i-Frame example](#)
- ```
= "<iframe height='710px' width='1600px' frameborder='0'
src='http://vm1.infosol.com:8551/apps/MOH%20Dashboard/'></iframe>"
```

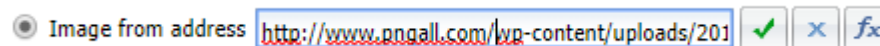
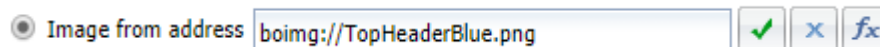


# Images

- Embedded or URL



- URL



# Images

- Transparency/Layers Support – PNG
  - [Link to Transparency Example](#)
  
- Animated GIF Support – GIF
  - [Link to Animated GIF Example](#)



# Images

<https://influence.sap.com/sap/ino/#/idea/144835>

Need for Dynamic image in exported PDF/Excel

<https://influence.sap.com/sap/ino/#/idea/211238>

Similar to above. Affects Deski to Webi since Deski can reference URL of image.



# Simple scripts

## JavaScript

- Disable JavaScript and enable hyperlinks and only HTML elements used by Web Intelligence
- Enable only HTML elements defined in Authorized HTML Elements page
- Enable hyperlinks, JavaScript and all HTML elements

- `<script>`

```
self.parent._askConfirmationBeforeClosingDoc=false;
setInterval(function(){window.parent.parent.location.reload();},n*1000);
</script>
```

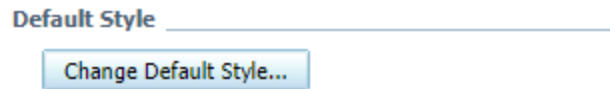
n is the number of seconds to refresh

Courtesy of: <https://blogs.sap.com/2018/06/19/auto-refresh-webi-report-every-n-seconds/>



# CSS in Webi

- Set up CSS in Webi –
  - Document specific in Document Summary



Comments \_\_\_\_\_

- Saved css in CMS for the document.
- Site-wide
  - webidefaultstylesheet.css in images folder
- text, report dimensions, tables and forms, columns and rows, and cells.
  - Note: Chart defaults – Custom Element options



# Buttons and Styles

- [Plain Button Tag](#)

|             | January  | February | March    |
|-------------|----------|----------|----------|
| Arizona     | Met Goal | Met Goal | Improve  |
| California  | Met Goal | Met Goal | Met Goal |
| Connecticut | Critical | Critical | Critical |

- [Link to Buttons Style](#)

|            | January  | February |
|------------|----------|----------|
| Arizona    | Met Goal | Met Goal |
| California | Met Goal | Met Goal |

|            | January | February |
|------------|---------|----------|
| Arizona    | 3186    | 2885     |
| California | 7143    | 6407     |



# CORRECTIONS on PRESENTATION

- Earlier versions had just the limitation for Javascript – affecting iframes, for example.
- Authorized HTML Elements came out in version 4.2 SP5
- Bob Stretch answered the final question on table images: “The problem is that while you can clear the TABLE of a background, you have to go back and clear the background of each Cell in the table.” – So the chocolates are already spoken for.
- 😊

